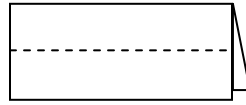


Magic Foldable

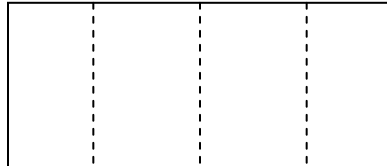
1. Obtain 2 strips and 1 large sheet of colored paper.
 - a. The strips should be a different color from your large sheet

2. Fold your large sheet in 1/2 horizontally.



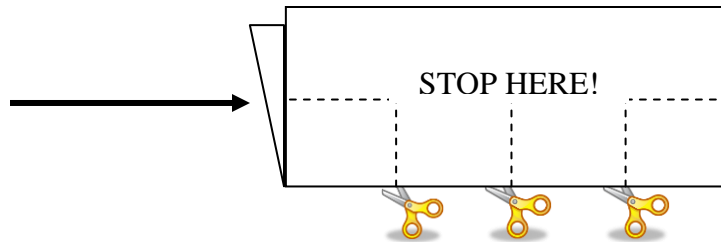
3. Fold it again so that you have 4 "sections."

4. When you open your paper, it should look like this:

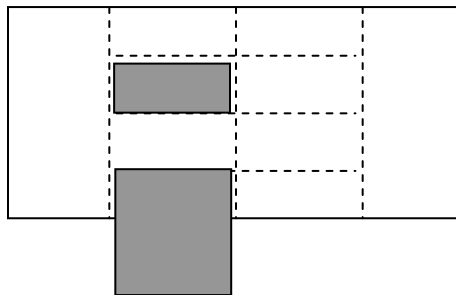


5. With your paper folded in 1/2, make 3 cuts (going from the folded end to the first crease)

This is the "first crease." Do NOT cut past this crease.



6. Open your paper and weave the first strip through one column.



7. Weave your second strip through the other column but alternating from the first.

